

TallyBridge

Tally SyncPro

Run Smart on ERP. Audit Easy on Tally



AccountGST.com

Overview

Tally SyncPro is a powerful integration tool that connects your ERP system with Tally, allowing businesses to enjoy **complete operational automation** while enabling accountants or Chartered Accountant to continue working in their familiar Tally environment. It eliminates the long-standing conflict between **business efficiency and accounting comfort** by ensuring seamless, accurate, and real-time financial data transfer — without duplication or manual effort.

ERP to Tally Connection



No Manual Work



Happy Business Happy CA



Accurate Financial Data



Business Benefits

Growth Without Compromise

Continue using ERP for automation while keeping your CA comfortable with Tally.

Save Time & Effort

No manual entries, no duplication, no reconciliation headaches.

100% Data Accuracy

All financial records are transferred exactly — ledgers, vouchers, GST, balances.

Better CA Collaboration

No resistance from accountants — they can work exactly as before.

Smart Decision Making

ERP gives real-time reports, insights, and control over your business.

Peace of Mind

Everyone wins — management, staff, and CA.

Commercial, Prerequisites & Compatibility

Prerequisites & Compatibility: Tally License Require in your PC

Commercial:

	Essential Per Year Plan INR	Business Per Year Plan INR	Ultimate Per Year Plan INR	Ultimate Pro Per Year Plan INR	Enterprise Per Year Plan INR	Corporate Per Year Plan INR
Tally Sync Pro	--	--	2000	2000	2000	2000

Terms & Conditions

- Prices mentioned above are exclusive of all taxes. Applicable taxes will be charged extra.
- Plugin pricing may differ based on the software variant, as higher variants consume more cloud bandwidth and user I/O resources.
- Renewal charges for plugins, wherever applicable, are subject to change in future depending on cloud infrastructure and maintenance cost.
- All disputes shall be subject to Indore jurisdiction only.
- In case the customer is using more than one software link, plugin purchase will be required separately for each link.
- Plugins will remain active for all companies created under the same software link.

Configuration & Integration

Step 1: Download and Install Tally TDL

Go to Dashboard → Tools → Data Migration → Tally Bridge

Download the file 'Tally SyncPro.tdl'

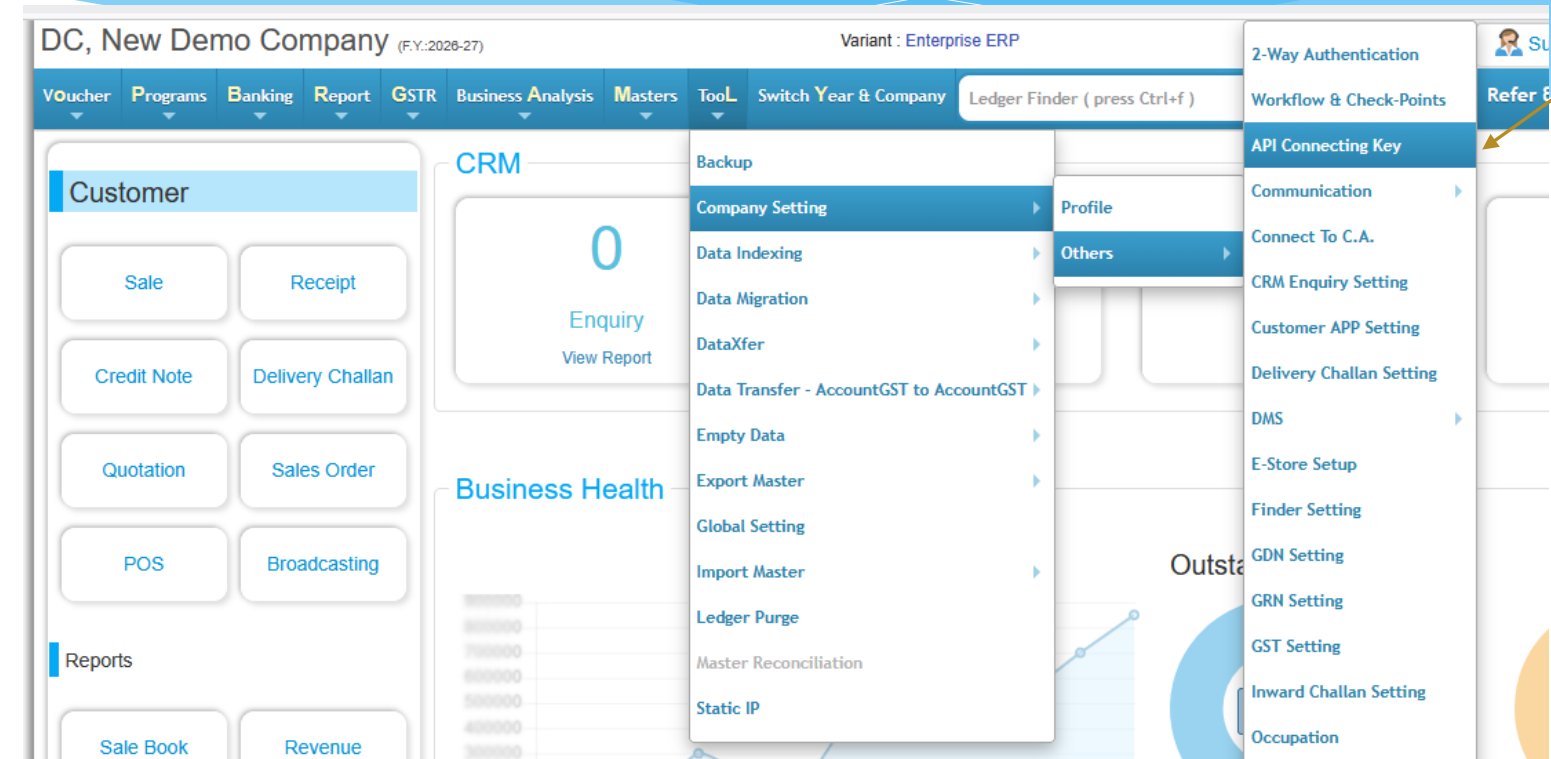
Install this TDL file in your Tally software

Step 2: Configure ERP Credentials in Tally

Navigate to Dashboard → Tools → Company Settings → Others

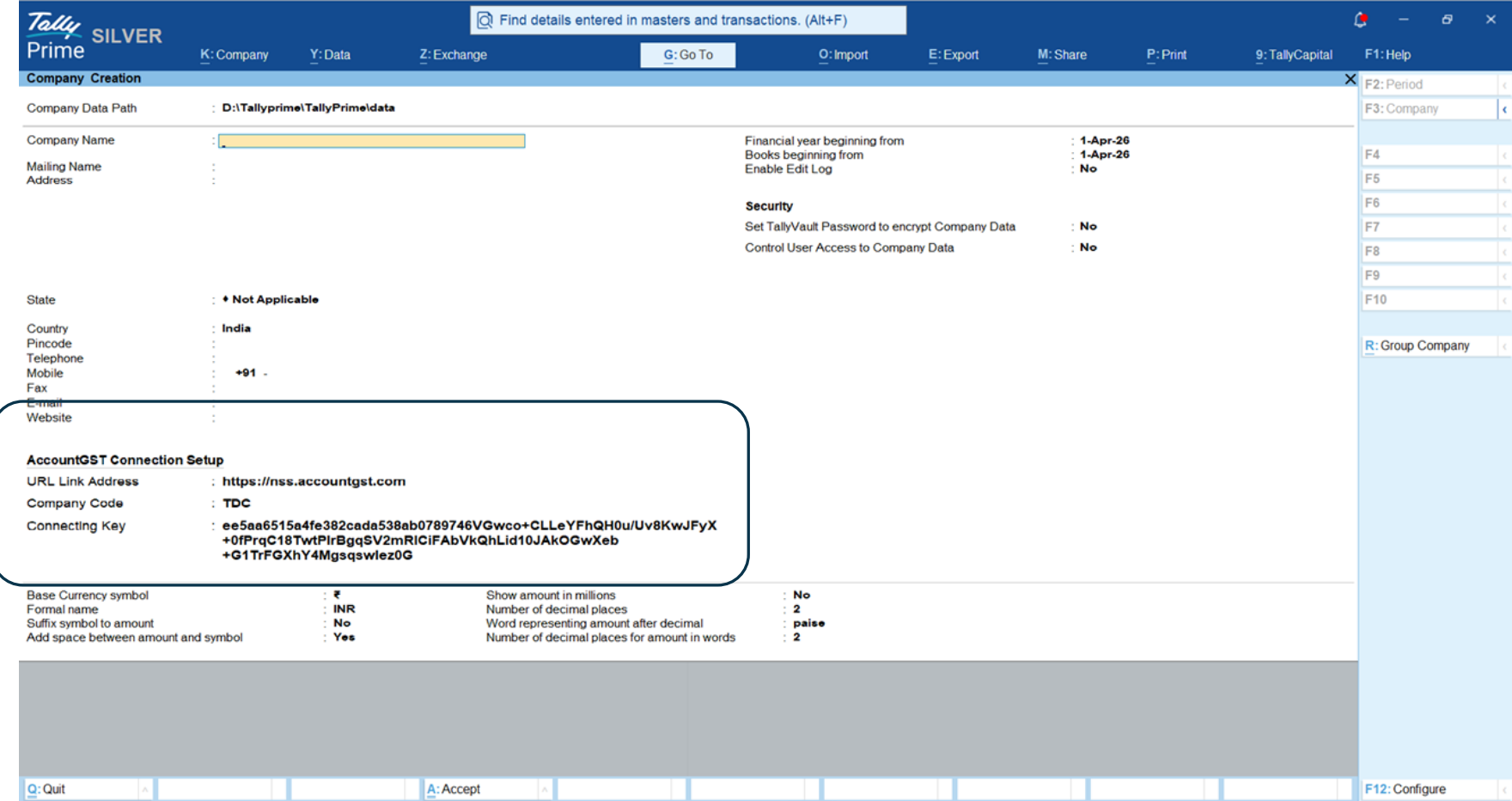
Click on API Connecting Key

Copy the credentials and paste them into the Tally configuration



Configuration & Integration

In the below picture, copy Company Code, Connecting URL, Connecting Key in the tally software by creating the new company.



Configuration & Integration

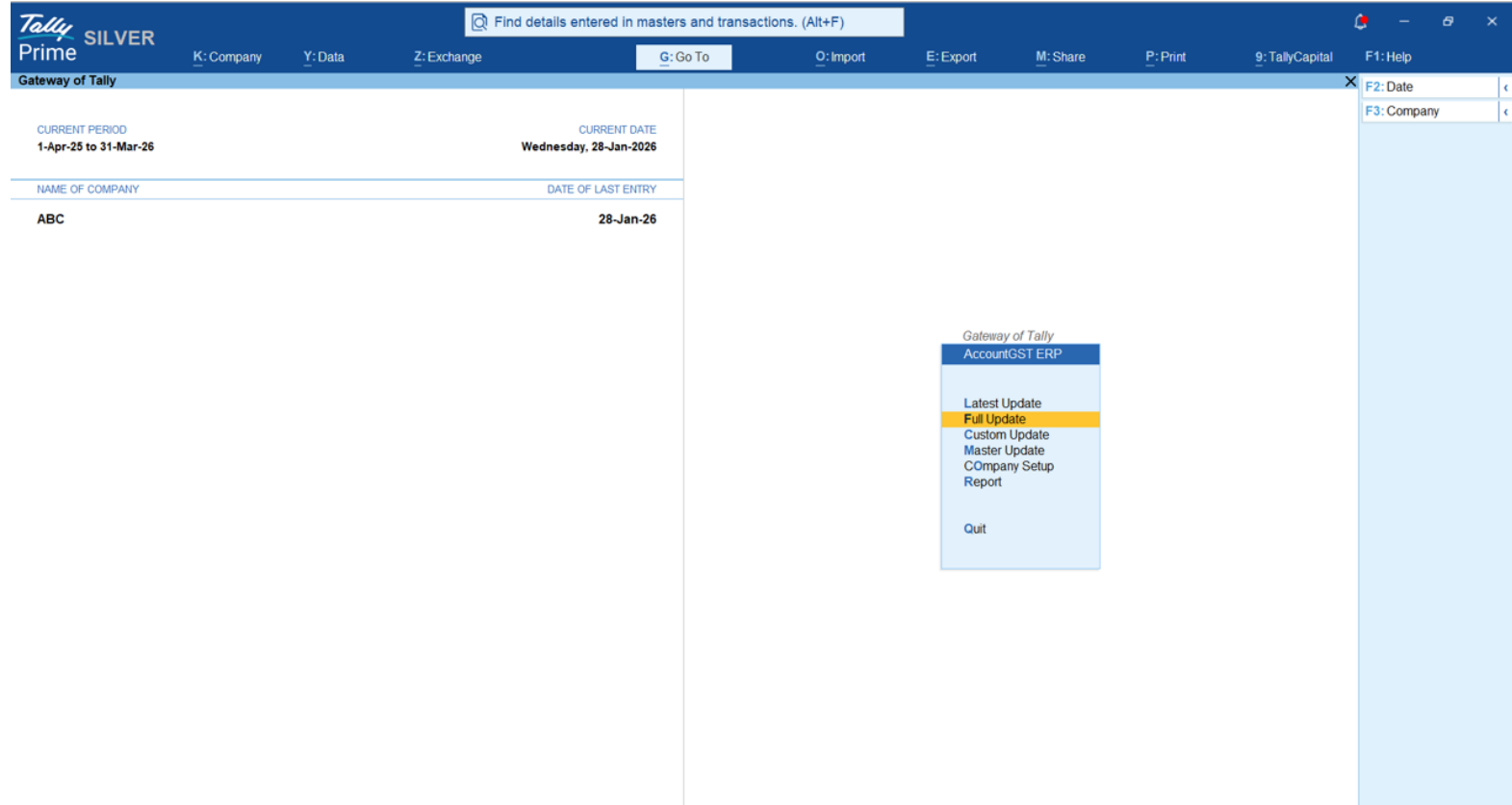
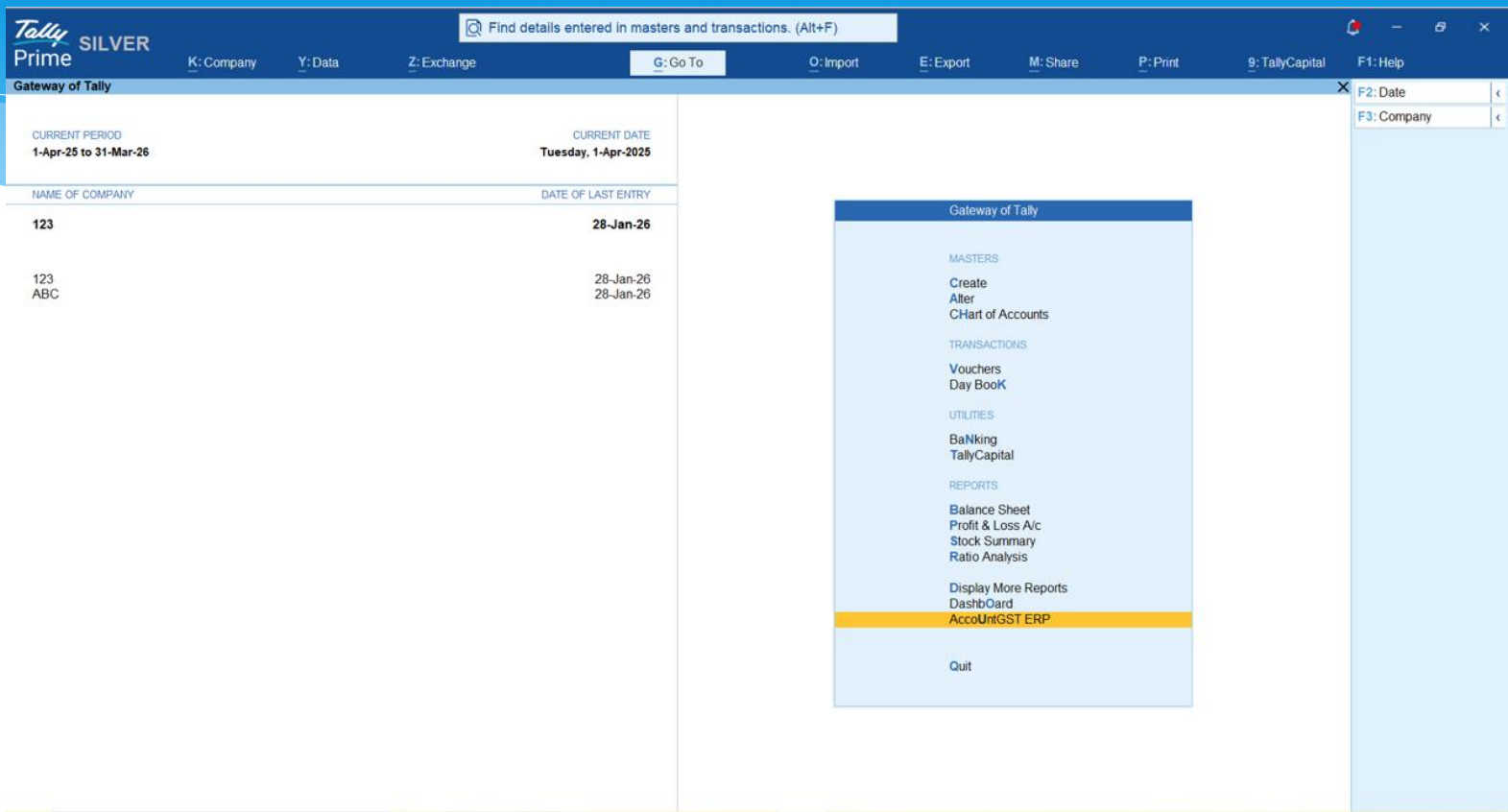
Step 3: Sync Data from ERP to Tally

Open your Tally Company

Go to Gateway of Tally → AccountGST ERP

Click on Full Update

This process will automatically transfer and sync all data from AccountGST ERP to Tally.



Q & A

Q1. Do I need to stop using Tally?

No. You can continue using Tally for audit and compliance while running your business on ERP.

Q2. Will my data match in Tally?

Yes. Tally SyncPro ensures complete accuracy — all vouchers, ledgers, and GST details match perfectly.

Q3. Is manual entry required?

Not at all. The entire process is automated — saving time and eliminating errors.

Q4. Will my CA be able to use it easily?

Yes. Your CA can work in Tally exactly as they do today — no learning curve required.

Q5. Is it safe and reliable?

Absolutely. Data transfer is structured, controlled, and designed to prevent any loss or mismatch.

THANKS!

Any questions?

You can find me at:

Email: support@gridsonlab.com

Tel: 8349995484, 98983422136

Website: www.gridsonlab.com



GRIDSONLAB PRIVATE LIMITED

26 Jasmine Park, Treasure town road, Indore (M.P.) -
452012